

General information about company	
Scrip code	514286
NSE Symbol	ASHIMASYN
MSEI Symbol	NA
ISIN	INE440A01010
Name of the company	Ashima Limited
Whether company is SME	No
Class of Security	Equity Shares
Type of report	Quarterly
Quarter Ended / Half year ended/Date of Report (For Prelisting / Allotment)	31-12-2023
Date of allotment / extinguishment (in case Capital Restructuring selected) / Listing Date	
Shareholding pattern filed under	Regulation 31 (1) (b)
Whether the listed entity is Public Sector Undertaking (PSU)?	No



Sr. No.	Particular	Yes/No	Promoter and Promoter Group	Public shareholder	Non Promoter- Non Public
1	Whether the Listed Entity has issued any partly paid up shares?	No	No	No	No
2	Whether the Listed Entity has issued any Convertible Securities ?	No	No	No	No
3	Whether the Listed Entity has issued any Warrants ?	No	No	No	No
4	Whether the Listed Entity has any shares against which depository receipts are issued?	No	No	No	No
5	Whether the Listed Entity has any shares in locked-in?	No	No	No	No
6	Whether any shares held by promoters are pledge or otherwise encumbered?	No	No		
7	Whether company has equity shares with differential voting rights?	No	No	No	No
8	Whether the listed entity has any significant beneficial owner?	Yes			




Table I - Summary Statement holding of specified securities

Category	Category of shareholder	Nos. of shareholders	No. of fully paid up equity shares held	No. of Partly paid-up equity shares held	No. of shares underlying Depository Receipts	Total nos. shares held	Shareholding as a % of total no. of shares (calculated as per SCRR, 1957)	Number of Voting Rights held in each class of securities				No. of Shares Underlying Outstanding convertible securities (including Warrants)	Shareholding, as a % assuming full conversion of convertible securities	Number of Locked in shares		Number of Shares pledged or otherwise encumbered		Number of equity shares held in dematerialised form
								No of Voting Rights			Total as a % of (A+B+C)			No. (a)	As a % of total Shares held(b)	No. (a)	As a % of total Shares held(b)	
								Class eg: X	Class eg: y	Total								
(I)	(II)	(III)	(IV)	(V)	(VI)	(VII) =	(VIII) As a	(IX)				(X)	(XI)=	(XII)		(XIII)		(XIV)
(A)	Promoter & Promoter Group	5	140842835	0	0	140842835	73.49	140842835	0	140842835	73.49	0	73.49	0	0.00	0	0.00	140842835
(B)	Public	26557	50817243	0	0	50817243	26.51	50817243	0	50817243	26.51	0	26.51	0	0.00	0	0.00	50145846
(C)	Non Promoter - Non Public																	
(C1)	Shares Underlying DRs																	
(C2)	Shares Held By Employee Trust																	
	Total	26562	191660078	0	0	191660078	100.00	191660078	0	191660078	100.00	0	100.00	0	0.00	0	0.00	190988681



Table II - Statement showing shareholding pattern of the Promoter and Promoter Group

Category & Name of the shareholders	Entity Type	PAN	Nos. of shareholders	No. of fully paid up equity shares held	Partly paid-up equity shares held	No. of shares underlying Depository Receipts	Total nos. shares held	Shareholding % calculated as per SCRR, 1957 As a % of (A+B+C2)	Number of Voting Rights held in each class of securities				No. of Shares Underlying Outstanding convertible securities (including securities as a % of Total Voting Rights)	Shareholding, as a % assuming full conversion of convertible securities (including securities as a % of Total Voting Rights)	Number of Locked in shares		Number of Shares pledged or otherwise encumbered		Number of equity shares held in dematerialised form	
									No of Voting Rights			Total as a % of Total Voting Rights			No. (a)	As a % of total Shares held(b)	No. (a)	As a % of total Shares held(b)		
									Class eg: X	Class eg: y	Total									
(I)		(II)	(III)	(IV)	(V)	(VI)	(VII) =	(VIII) As a	(IX)				(X)	(XI)=	(XII)		(XIII)		(XIV)	
1	Indian																			
(a)	Individuals / Hindu Undivided Family		4	307157	0	0	307157	0.16	307157	0	307157	0.16	0	0.16	0	0.00	0	0.00	307157	
	Chintan Navnitlal Parikh HUF	Promoters Group	AABHP8649D	1	30425	0	0	30425	0.02	30425	0	30425	0.02	0	0.02	0	0.00	0	0.00	30425
	Chintan Navnit Parikh	Promoters	AAUPP1376Q	1	156670	0	0	156670	0.08	156670	0	156670	0.08	0	0.08	0	0.00	0	0.00	156670
	Shelfali Chintan Parikh	Promoters Group	ABDPP0427E	1	88762	0	0	88762	0.05	88762	0	88762	0.05	0	0.05	0	0.00	0	0.00	88762
	Krishnachintan Chintan Parikh	Promoters Group	APZPP0945H	1	31300	0	0	31300	0.02	31300	0	31300	0.02	0	0.02	0	0.00	0	0.00	31300
(b)	Central Government / State Government(s)																			
(c)	Financial Institutions / Banks																			
(d)	Any Other (Specify)		1	140535678	0	0	140535678	73.33	140535678	0	140535678	73.33	0	73.33	0	0.00	0	0.00	140535678	
	Chintan Navnitlal Parikh and Shelfali Chintan Parikh Trustees of Navchintan Trust	Promoter	AAATN8963B	1	140535678	0	0	140535678	73.33	140535678	0	140535678	73.33	0	73.33	0	0	0	0.00	140535678
	Chintan Parikh Family Trust no. 1	Promoter Group	AACTC7296E	0	0	0	0	0	0	0	0	0	0	0	0	0	0	0	0.00	0
	Chintan Parikh Family Trust no. 2	Promoter Group	AACTC7300F	0	0	0	0	0	0	0	0	0	0	0	0	0	0	0	0.00	0
	Chintan Parikh Family Trust no. 3	Promoter Group	AACTC7297F	0	0	0	0	0	0	0	0	0	0	0	0	0	0	0	0.00	0
	Sub Total (A)(1)		5	140842835	0	0	140842835	73.49	140842835	0	140842835	73.49	0	73.49	0	0.00	0	0.00	140842835	
2	Foreign																			
(a)	Individuals (Non-Resident Individuals / Foreign Individuals)																			
(b)	Government																			
(c)	Institutions																			
(d)	Foreign Portfolio Investor																			
(e)	Any Other (Specify)																			
	Sub Total (A)(2)																			
	Total Shareholding Of Promoter And Promoter Group (A)= (A)(1)+(A)(2)		5	140842835	0	0	140842835	73.49	140842835	0	140842835	73.49	0	73.49	0	0.00	0	0.00	140842835	




Table III - Statement showing shareholding pattern of the Public shareholder

Category & Name of the shareholders	PAN	Nos. of shareholders	No. of fully paid up equity shares held	Partly paid-up equity shares held	No. of shares underlying Depository Receipts	Total nos. shares held	Shareholding % calculated as per SCRR, 1957 As a % of (A+B+C2) (VIII) As a	Number of Voting Rights held in each class of securities				No. of Shares Underlying Outstanding convertible securities (including	Shareholding, as a % assuming full conversion of convertible securities (as a percentage of diluted share capital) (XI)=(VII)+(X) As a	Number of Locked in shares		Number of Shares pledged or otherwise encumbered		Number of equity shares held in dematerialised form	Sub-categorization of shares		
								No of Voting Rights			Total as a % of Total Voting Rights			No. (a)	As a % of total Shares held(b)	No. (a)	As a % of total Shares held(b)		Shareholding(No. of shares) under		
								Class eg: X	Class eg: y	Total									Sub-category (i)	Sub-category (ii)	Sub-category (iii)
(I)	(II)	(III)	(IV)	(V)	(VI)	(VII) =	(VIII) As a	(IX)				(X)	(XI)	(XII)		(XIII)		(XIV)	(XV)		
1 Institutions (Domestic)																					
(a) Mutual Fund		2	3300	0	0	3300	0.00	3300	0	3300	0.00	0	0.00	0	0.00	NA	NA	0	0	0	0
(b) Venture Capital Funds																					
(c) Alternate Investment Funds																					
(d) Banks		5	439	0	0	439	0.00	439	0	439	0.00	0	0.00	0	0.00	NA	NA	350	0	0	0
(e) Insurance Companies																					
(f) Provident Funds/ Pension Funds																					
(g) Asset Reconstruction Companies																					
(h) Sovereign Wealth Funds																					
(i) NBFCs registered with RBI		1	200	0	0	200	0.00	200	0	200	0.00	0	0.00	0	0.00	NA	NA	200	0	0	0
(j) Other Financial Institutions																					
(k) Any Other (Specify)																					
Sub Total (B)(1)		8	3939	0	0	3939	0.00	3939	0	3939	0.00	0	0.00	0	0.00	NA	NA	550	0	0	0
2 Institutions (Foreign)																					
(a) Foreign Direct Investment																					
(b) Foreign Venture Capital Investors																					
(c) Sovereign Wealth Funds																					
(d) Foreign Portfolio Investors Category I																					
(e) Foreign Portfolio Investors Category II		2	48119	0	0	48119	0.03	48119	0	48119	0.03	0	0.03	0	0.00	NA	NA	48119	0	0	0
(f) Overseas Depositories(holding DRs) (balancing figure)																					
(g) Any Other (Specify)																					
Foreign Institutional Investors																					
Sub Total (B)(2)		2	48119	0	0	48119	0.03	48119	0	48119	0.03	0	0.03	0	0.00	NA	NA	48119	0	0	0
3 Central Government/ State Government(s)																					
(a) Central Government / President of India																					
(b) State Government / Governor																					
(c) Shareholding by Companies or Bodies Corporate where Central / State Government is a promoter																					
Sub Total (B)(3)																					
4 Non-Institutions																					
(a) Associate companies / Subsidiaries																					
(b) Directors and their relatives (excluding Independent Directors and nominee Directors)		1	1199	0	0	1199	0.00	1199	0	1199	0.00	0	0.00	0	0.00	NA	NA	1199	0	0	0
(c) Key Managerial Personnel																					
(d) Relatives of promoters (other than 'immediate relatives' of promoters disclosed under 'Promoter and Promoter Group' category)		2	128376	0	0	128376	0.07	128376	0	128376	0.07	0	0.07	0	0.00	NA	NA	128376	0	0	0
(e) Trusts where any person belonging to 'Promoter and Promoter Group' category is 'trustee', 'beneficiary', or 'author of the trust'																					
(f) Investor Education and Protection Fund (IEPF)																					
(g) i. Resident Individual holding nominal share capital up to Rs. 2 lakhs.		25324	20524024	0	0	20524024	10.71	20524024	0	20524024	10.71	0	10.71	0	0.00	NA	NA	19925614	0	0	0




	ii. Resident individual holding nominal share capital in excess of Rs. 2 lakhs.	224	22388590	0	0	22388590	11.68	22388590	0	22388590	11.68	0	11.68	0	0.00	NA	NA	22388590	0	0	0
(h)	PRASHANT JAYANTILAL SANGHVI	AANFR3569G	2002000	0	0	2002000	1.04	2002000	0	2002000	1.04	0	1.04	0	0.00	NA	NA	2002000	0	0	0
(i)	Non Resident Indians (NRIs)	218	656544	0	0	656544	0.34	656544	0	656544	0.34	0	0.34	0	0.00	NA	NA	615242	0	0	0
(j)	Foreign Nationals																				
(k)	Foreign Companies																				
(l)	Bodies Corporate	133	2108882	0	0	2108882	1.10	2108882	0	2108882	1.10	0	1.10	0	0.00	NA	NA	2095936	0	0	0
(m)	Any Other (Specify)	645	4957570	0	0	4957570	2.59	4957570	0	4957570	2.59	0	2.59	0	0.00	NA	NA	4942220	0	0	0
	Limited Liability Partnership	11	189790	0	0	189790	0.10	189790	0	189790	0.10	0	0.10	0	0.00	NA	NA	189790	0	0	0
	Clearing Member	3	8073	0	0	8073	0.00	8073	0	8073	0.00	0	0.00	0	0.00	NA	NA	8073	0	0	0
	Hindu Undivided Family	627	2996615	0	0	2996615	1.56	2996615	0	2996615	1.56	0	1.56	0	0.00	NA	NA	2996265	0	0	0
	Overseas Corporate Bodies	1	15000	0	0	15000	0.01	15000	0	15000	0.01	0	0.01	0	0.00	NA	NA	0	0	0	0
	Trusts	1	1135000	0	0	1135000	0.59	1135000	0	1135000	0.59	0	0.59	0	0.00	NA	NA	1135000	0	0	0
	Unclaimed Shares or Escrow Account	2	613092	0	0	613092	0.32	613092	0	613092	0.32	0	0.32	0	0.00	NA	NA	613092	0	0	0
	Sub Total (B)(4)	26547	50765185	0	0	50765185	26.49	50765185	0	50765185	26.49	0	26.49	0	0.00	NA	NA	50097177	0	0	0
	Total Public Shareholding (B)= (B)(1)+(B)(2)+(B)(3)+b(4)	26557	50817243	0	0	50817243	26.51	50817243	0	50817243	26.51	0	26.51	0	0.00	NA	NA	50145846	0	0	0

Details of the shareholders acting as persons in Concert including their Shareholding (No. and %):

No. of shareholders	No. of Shares	%
0		

Note:

The multiple folios of shareholders under all the categories have been clubbed on the basis of their PAN Nos. Accordingly, the number of shareholders have been arrived at by clubbing the multiple folios of shareholders under a single PAN.



Ashima Limited
Table IV - Statement showing shareholding pattern of the Non Promoter- Non Public shareholder

Category & Name of the shareholders	PAN	Nos. of shareholders	No. of fully paid up equity shares held	Partly paid-up equity shares held	No. of shares underlying Depository Receipts	Total nos. shares held	Shareholding % calculated as per SCRR, 1957 As a % of (A+B+C2)	Number of Voting Rights held in each class of securities				No. of Shares Underlying Outstanding convertible securities (including	Shareholding, as a % assuming full conversion of convertible securities	Number of Locked in shares		Number of Shares pledged or otherwise encumbered		Number of equity shares held in dematerialised form
								No of Voting Rights			Total as a % of (A+B+C)			No. (a)	As a % of total Shares held(b)	No. (a)	As a % of total Shares held(b)	
								Class eg: X	Class eg: y	Total								
(I)	(II)	(III)	(IV)	(V)	(VI)	(VII) =	(VIII) As a	(IX)				(X)	(XI)=	(XII)		(XIII)		(XIV)
1	Custodian/DR Holder																	
2	Employee Benefit Trust / Employee Welfare Trust under SEBI (Share based Employee Benefits and Sweat Equity) Regulations, 2021																	
	Total Non-Promoter- Non Public Shareholding (C)= (C)(1)+(C)(2)	0	0	0	0	0	0	0	0	0	0	0	0	0	0	0	0	0



Sr. No.	Details of the SBO					Details of the registered owner					Details of holding/ exercise of right of the SBO in the reporting company, whether direct or indirect*:					Date of creation / acquisition of significant beneficial interest
	Name	PAN	Passport No. in case of a foreign national	Nationality	Nationality (Applicable in case of Any other is selected)	Name	PAN	Passport No. in case of a foreign national	Nationality	Nationality (Applicable in case of Any other is selected)	Whether by virtue of:					
											Shares	Voting rights	Rights on distributable dividend or any other distribution	Exercise of control	Exercise of significant influence	
significant beneficial owners																
<div><div>add</div><div>delete</div></div>																
	Chintan					Chintan										
1	Navnitlal Parikh Chintan	AAUPP1376Q		India		Navnitlal Parikh Chintan	AAUPP1376Q		India		0.08	0.08	0.08	Yes	No	17-06-1982
2	Navnitlal Parikh Chintan	AAUPP1376Q		India		Navnitlal Parikh-CHINTAN	AABHP8649D		India		0.02	0.02	0.02	Yes	No	30-12-1991
3	Navnitlal Parikh	AAUPP1376Q		India		NAVNITLAL	AAATN8963B		India		73.33	73.33	73.33	Yes	No	19-04-2017



Table VI - Statement showing foreign ownership limits

Particular	Approved limits (%)	Limits utilized (%)
As on shareholding date	24.00	0.38
As on the end of previous 1st quarter	24.00	0.78
As on the end of previous 2nd quarter	24.00	0.80
As on the end of previous 3rd quarter	24.00	0.78
As on the end of previous 4th quarter	24.00	0.45

Notes :-

- 1) "Approved Limits (%)" means the limit approved by Board of Directors / shareholders of the Listed entity. In case the listed entity has no Board approved limit, provide details of sectoral / statutory cap prescribed by Government / Regulatory Authorities
- 2) Details of Foreign ownership includes foreign ownership / investments as specified in Rule 2(s) of the Foreign Exchange Management (Non-debt Instruments) Rules, 2019, made under the Foreign Exchange Management Act, 1999.

